

Orange Shirt Day

Student Pages



I am so glad that you have downloaded this resource and I trust that you find it valuable both as a learning experience for your students and as a time saver for yourself. I have greatly enjoyed creating this resource and have done my best to ensure it is complete and easy to use. If you have any questions or suggestions, please email me at hayley@joyfullearning.net. I'm here to help!

What's Inside?

1

Orange Shirt Day Event & Resources

This resource is an excellent companion to our [Orange Shirt Day Events](#) and our [Virtual Classroom](#) filled with videos and books to explore.

2

Blank Student Response Pages

A variety of templates to use with any question or writing prompt. Choose the activity pages and writing prompts that best fit your goals for your learners. All pages are included with both *Orange Shirt Day* and *Every Child Matters* as titles.

Terms of Use

By downloading this resource you are agreeing that the contents are the intellectual property of Joyful Learning, Hayley Legassie, or other creators where indicated; and licensed to you only for single classroom use. We retain the copyright, and reserve all rights to this product.

You May

- Use and copy resources for your own single-classroom use, or your own personal use.
- Reference this product in blog posts, at seminars, professional development workshops, or other venues, only if both credit is given to myself (Hayley Legassie) as the author, shares the cover page only and links back to our website are included in those contexts.

You May Not

- Claim this work as your own, alter the files in any way, or remove copyright/watermarks.
- Sell or share the files, or combine the files into another product for sale or free without prior written permission.
- Post this document for commercial use elsewhere on the internet (this includes Google Doc links on blogs).
- Making copies of purchased items to share with others is strictly forbidden and is a violation of Terms of Use.

Credits

Thank you to the following people for contributing their skills and talent to this product:



Thank you for abiding by universally accepted codes of professional ethics while using this product.

About Us

Hi, I'm Mrs. Legassie!

I live in Fort Langley, BC with my husband, our two kids, and our Rhodesian Ridgeback. I have been a teacher since 2010 and have experience teaching in the private, public, and homeschool settings.

I am currently the Lead Educator at Joyful Learning where I host virtual educational events and create companion teaching resources like this!



About Joyful Learning

Joyful Learning is a project of Legassie Education Access Foundation (LEAF) a not-for-profit organization currently focusing on the development of affordable online educational experiences that spark joy, wonder and a love of learning.

Joyful Learning launched in the early days of the pandemic, bringing people together through online events, helping them to feel connected to the world outside of their classroom or home learning space, and to develop an understanding of how their attitudes and actions have an impact on the world around them. Since then, Joyful Learning has successfully hosted more than 150 virtual events connecting with over 75,000 children from more than 3700 classrooms across North America.

Follow us to stay updated on new events and resources!



More Free Resources

Our free [Orange Shirt Day Resource Package](#) contains lesson ideas and activities for students to complete before, during, and after our on-demand [Orange Shirt Day Event](#) with author, Nicola Campbell or as stand-alone lessons for Orange Shirt Day and Truth & Reconciliation week.

The Resource Package includes three complete *Shi-shi-etko* lesson plans written by literacy specialist, [Adrienne Gear](#), two colouring pages featuring the artwork of [Michele Stoney](#), Gitksan artist, and information about our Orange Shirt Day in your classroom.



DOWNLOAD NOW

We are also working on a collection of other companion resources that will contain a wide range of lesson ideas and activities addressing Orange Shirt Day, Residential Schools, and Truth & Reconciliation. You can find all our resources [here](#).

Virtual Classroom

Our Orange Shirt Day virtual classroom is filled with informational videos, read aloud books, informational websites, and more for your learners to explore at school or at home. We highly recommend pre-watching all videos to ensure they are appropriate for your students. To keep students safe and on task, YouTube videos are linked through SafeShare which removes advertisements and suggested videos.

Inside the Virtual Classroom



1 Educational Videos
(on whiteboard)

2 Read Aloud Videos

3 Printables

4 First Voices Website

5 Native Land Website

6 Welcome Message

kids.joyfullearning.net/orangeshirtday

Event On-Demand

Come learn with us!

RECORDED LIVE: SEPTEMBER 27, 2022

Watch the Recording On Demand

Join us for a special Orange Shirt Day author visit with Nicola Campbell, author of *Shi-shi-etko* and *Shin-chi's Canoe*!

During this 45 minute event Nicola will read her book *Shi-shi-etko* and lead us in a child-friendly discussion on the themes of Truth & Reconciliation and Orange Shirt Day.

This event is designed for students in Grades 2-5, but everyone is welcome!



[REGISTER HERE](#)

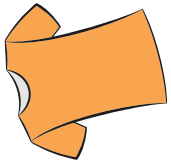
Meet the Author of *Shi-shi-etko*!

Nicola I. Campbell is a renowned Canadian children's book author known for her books *Shi-shi-etko* and *Shin-chi's Canoe*.


She is Interior Salish and Metis and grew up in British Columbia's Nicola Valley. Many members of her family, including her grandfather and mother attended residential schools.

Her books have won many awards including the TD Book Prize, the Marilyn Baillie Award and the Anskohk Aboriginal Children's Books of the Year.

[REGISTER HERE](#)

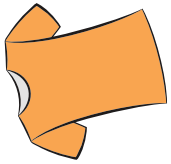


Orange Shirt Day




Name: _____

PREVIEW
PREVIEW
PREVIEW

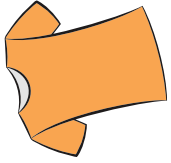


Orange Shirt Day




Name: _____

PREVIEW
PREVIEW
PREVIEW

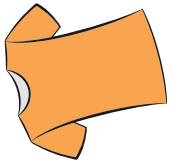


Orange Shirt Day




Name: _____

PREVIEW
PREVIEW
PREVIEW

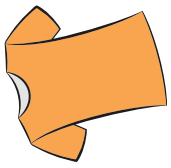


Orange Shirt Day




Name: _____

PREVIEW
PREVIEW
PREVIEW

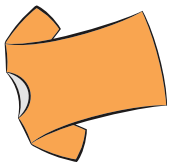


Orange Shirt Day




Name: _____

PREVIEW
PREVIEW
PREVIEW

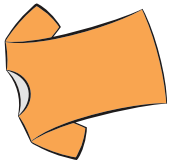


Orange Shirt Day




Name: _____

PREVIEW PREVIEW PREVIEW

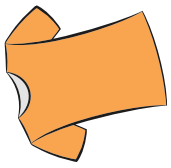


Orange Shirt Day




Name: _____

PREVIEW



Orange Shirt Day

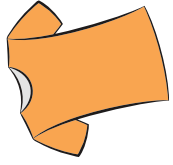


Name: _____


PREVIEW

PREVIEW

PREVIEW



Orange Shirt Day



Name: _____

A large orange circle is centered on the page. Inside the circle, the word 'PREVIEW' is written in a large, blue, outlined font, repeated three times in a circular arrangement. The background of the page is white with horizontal blue lines for handwriting practice. A vertical line runs down the center of the page, passing through the middle of the orange circle.



Orange Shirt Day



Name: _____





Orange Shirt Day



Name: _____

PREVENT
 PREVENT
 PREVENT



Orange Shirt Day



Name: _____

PREVIEW
PREVIEW
PREVIEW



Orange Shirt Day



Name: _____


PREVENTION
PREVENTION
PREVENTION



Orange Shirt Day



Name: _____

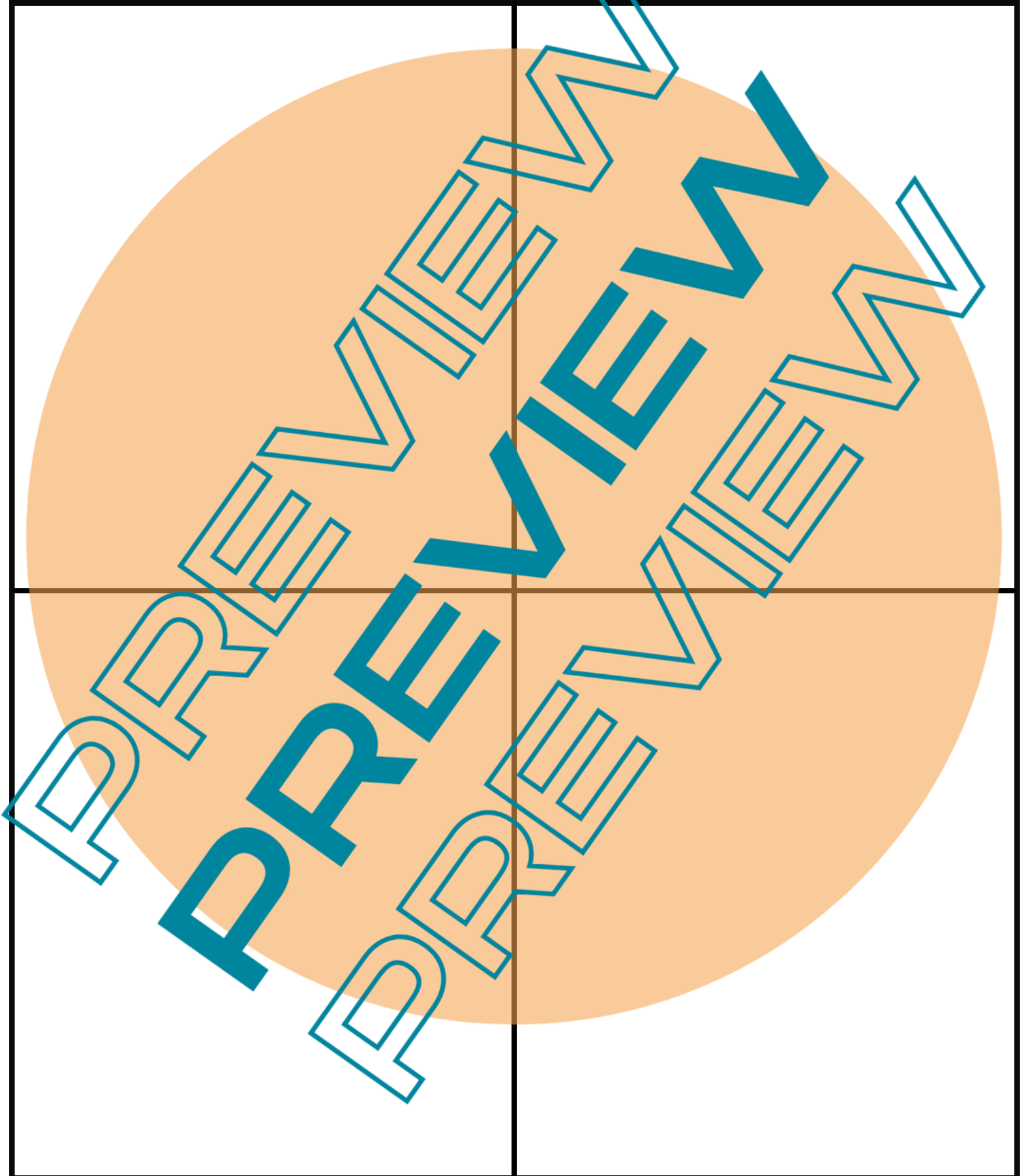




Orange Shirt Day



Name: _____







Orange Shirt Day




Name: _____






Every Child Matters




Name: _____

PREVENTION
PREVENTION
PREVENTION




Every Child Matters




Name: _____

PREVENTION
PREVENTION
PREVENTION

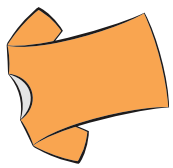


Every Child Matters




Name: _____

PREVIEW
PREVIEW
PREVIEW




Every Child Matters

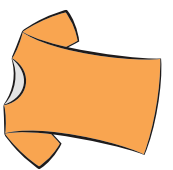


Name: _____

PREVENTION
PREVENTION
PREVENTION




Every Child Matters




Name: _____

PREVENTION
PREVENTION
PREVENTION

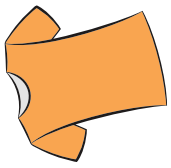


Every Child Matters




Name: _____

PREVIEW
PREVIEW
PREVIEW

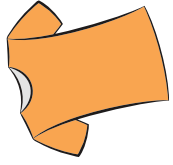


Every Child Matters




Name: _____

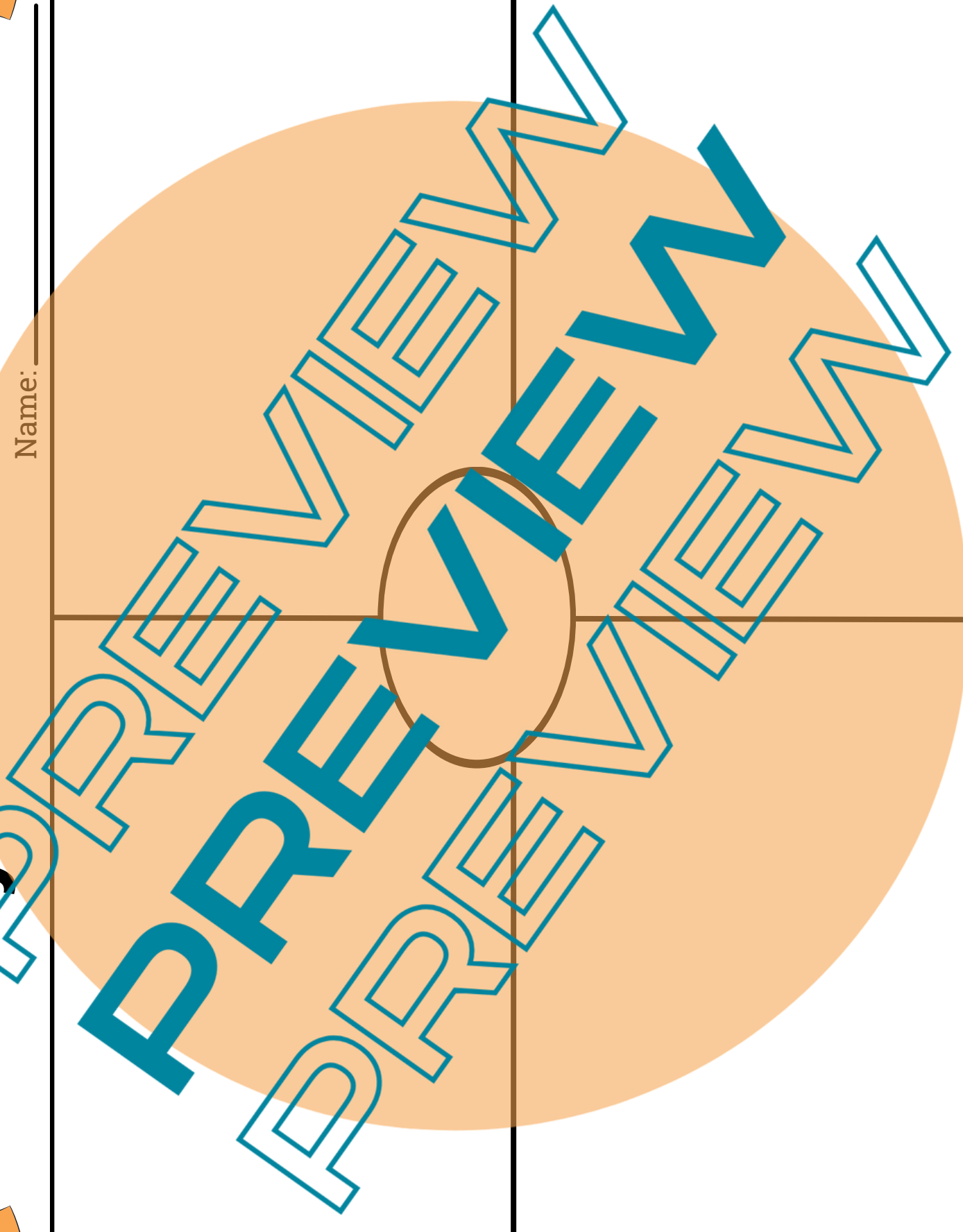
PREVENTION
PREVENTION
PREVENTION

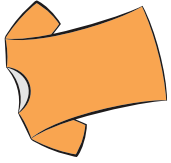


Every Child Matters




Name: _____





Every Child Matters



Name: _____

PREVIEW
PREVIEW
PREVIEW



Every Child Matters



Name: _____





Every Child Matters



Name: _____

PREVENTION
PREVENTION
PREVENTION



Every Child Matters



Name: _____

PREVENTION
PREVENTION
PREVENTION



Every Child Matters




Name: _____



Every Child Matters



Name: _____





Every Child Matters



Name: _____

PREVENTION



Every Child Matters



Name: _____

Let's Connect!

Questions?

I have greatly enjoyed creating this resource and have done my best to ensure it is complete and easy to use. If you have any questions or suggestions, please email me at hayley@joyfullearning.net. I'm here to help!

Share your photos with us!

We love to see pictures and videos of students enjoying our events and resources!

EMAIL

hello@joyfullearning.net

INSTAGRAM & FACEBOOK

[joyfullearningcanada](https://www.instagram.com/joyfullearningcanada)

TWITTER

[@joyfullylearn](https://twitter.com/joyfullylearn)

Tag us in your photos!

Please note that by sharing your photos, they may be used by Joyful Learning on our website or social media. Please ensure you have the appropriate permissions from parents/ guardians to share these photos.